

# ILM and The Institute of Leadership & Management update

Resources for learners and tutors studying or delivering ILM qualifications.



# Speakers



**Joseph Ballantine**  
Industry Manager  
Joseph.Ballantine@i-l-m.com



**Janet Payne**  
Head of Membership  
Janet.payne@institutelm.com



**Gaynor Lewis**  
Head of Commercial Development  
Gaynor.lewis@institutelm.com

# ILM and The Institute working together



## Wealth of expertise

Together, we combine many years of experience in the leadership and management space.

## Learning content and platforms

We bring content and tools that will help you and your learners to develop and become leaders with the right blend of skills.

**Together we're  
championing the  
leadership and  
management  
agenda**



## Charity status

We're both passionate about our core purposes and missions, and as such, we reinvest our profits to help people and great leadership everywhere.

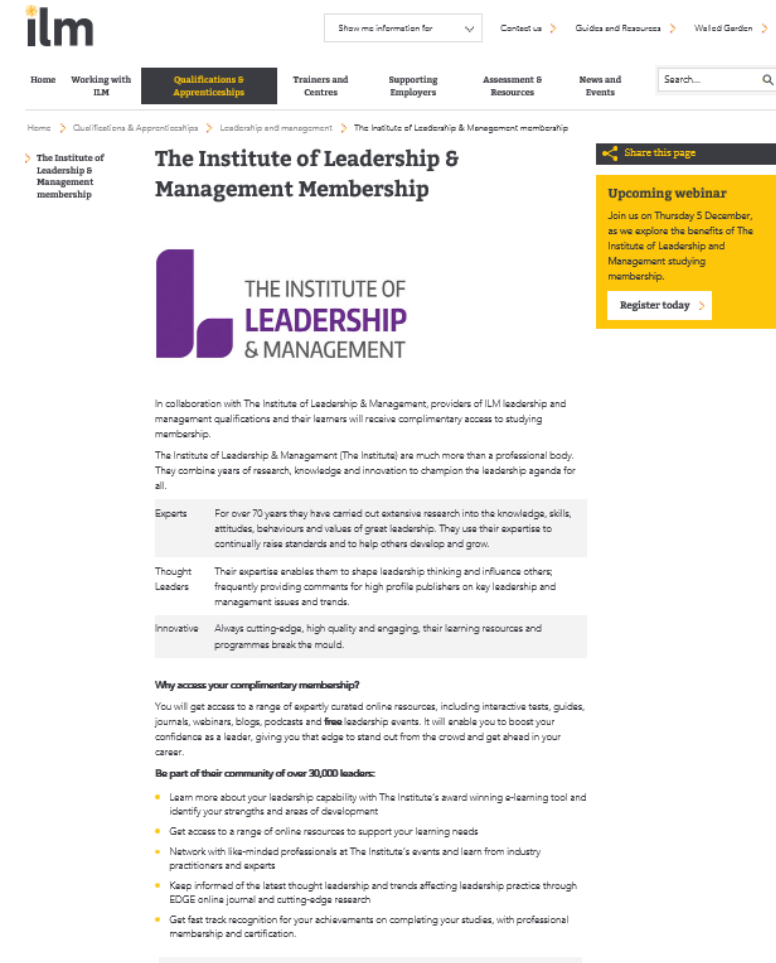
## Qualifications and membership

Part of our ongoing commitment is always looking for ways we can keep offering organisations and learners the best possible leadership and management training.

# Complimentary access to The Institute's resources

## Who can access the membership?

- Learners undertaking an ILM qualification are entitled to one years student membership.
- Tutors who are teaching an ILM qualification programme are entitled to a tutor membership on a rolling basis.



The screenshot shows the ILM website page for 'The Institute of Leadership & Management Membership'. The page features a navigation menu with options like 'Home', 'Working with ILM', 'Qualifications & Apprenticeships', 'Trainers and Centres', 'Supporting Employers', 'Assessment & Resources', and 'News and Events'. A search bar is also present. The main content area includes a breadcrumb trail, a 'Share this page' button, and an 'Upcoming webinar' section for Thursday 5 December. Below this, there is a section titled 'In collaboration with The Institute of Leadership & Management, providers of ILM leadership and management qualifications and their learners will receive complimentary access to studying membership.' This is followed by a paragraph about the Institute's expertise and a table with three rows: 'Experts', 'Thought Leaders', and 'Innovative', each with a brief description of their contributions. At the bottom, there is a section titled 'Why access your complimentary membership?' which lists several benefits for members.

# STUDYING MEMBERSHIP

## SUPPORTING ILM LEARNERS

### OVER 1000 COMPREHENSIVE LEARNING RESOURCES

- 5 Dimensions and 49 Components of leadership, each with its own Leadership Essential resource (totaling 245 hours of learning)
- 49 assessment scorecards
- 500 unique learning resources and growing
- 176 Spotlights, delving deeper into specific areas of leadership
- 176 practical worksheets
- 179 video resources
- 189 webinars



# DIMENSIONS OF LEADERSHIP

<https://www.institutelm.com/learning/leadership-framework.html>



## Authenticity

- Self-Awareness
- Conversation
- Ethics
- Integrity
- Supporting
- Aligning Values
- Challenging
- Building Trust

**See less**



## Vision

- Developing Strategy
- Leading Change
- Evaluating Risk
- Future Readiness
- Creativity
- Inspiring
- Innovating
- Enterprise

**See less**



## Achievement

- The Healthy Workplace
- Managing Performance
- Resilience
- Adaptability
- Mentoring
- Delivering Outcomes
- Understanding HR
- Coaching
- Sustaining Growth
- Developing Talent

**See less**



## Ownership

- Taking Initiative
- Assuming Responsibility
- Managing Upwards
- Empowering
- Learning from Mistakes
- Time Management
- Decision Making
- Problem Solving
- Critical Reflection
- Social Responsibility
- Learning
- Personal Brand

**See less**



## Collaboration

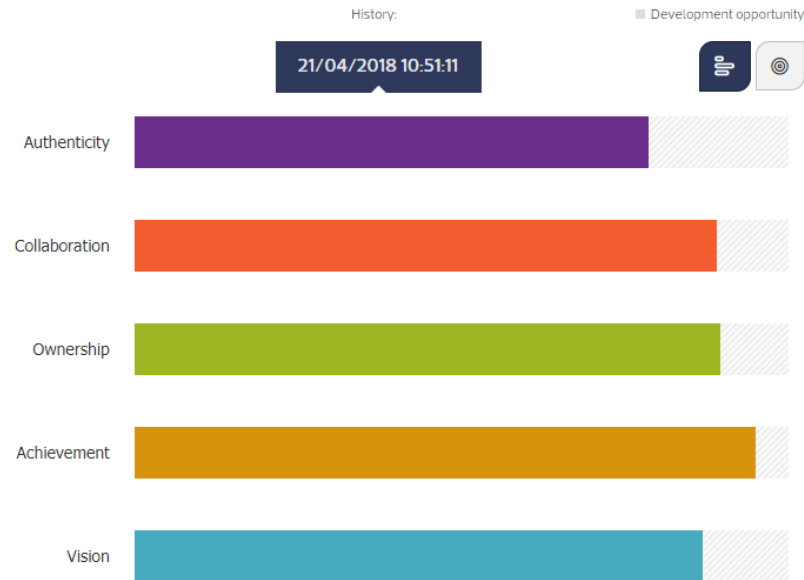
- Teamworking
- Building Networks
- Leading Projects
- Appreciating Diversity
- Engaging Stakeholders
- Respecting Different Cultures
- Managing Customer Relationships
- Negotiating
- Running Meetings
- Communicating
- Dealing with Conflict

**See less**

# STUDYING MEMBERSHIP

## OTHER BENEFITS

- 2 diagnostic assessment tools
- MyLeadership Opportunities identifying where you practice leadership
- MyLeadership Profile, indicating areas of strength and highlighting areas of focus for development
- Access to a community of 30,000 like-minded people to share ideas and challenges
- Digital access to EDGE, our premium quarterly journal, offering the latest management thinking and insightful interviews
- Weekly podcasts, News & Views and 'What's Trending' email updates




08 N



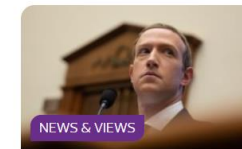
**What does WeWork strife tell leaders about governance?**

07 NOVEMBER 2019



**The value of being a resilient contrarian.**

06 NOVEMBER 2019



**What does Facebook/Twitter ad-policy clash tell us about critical thinking?**

# MYLEADERSHIP

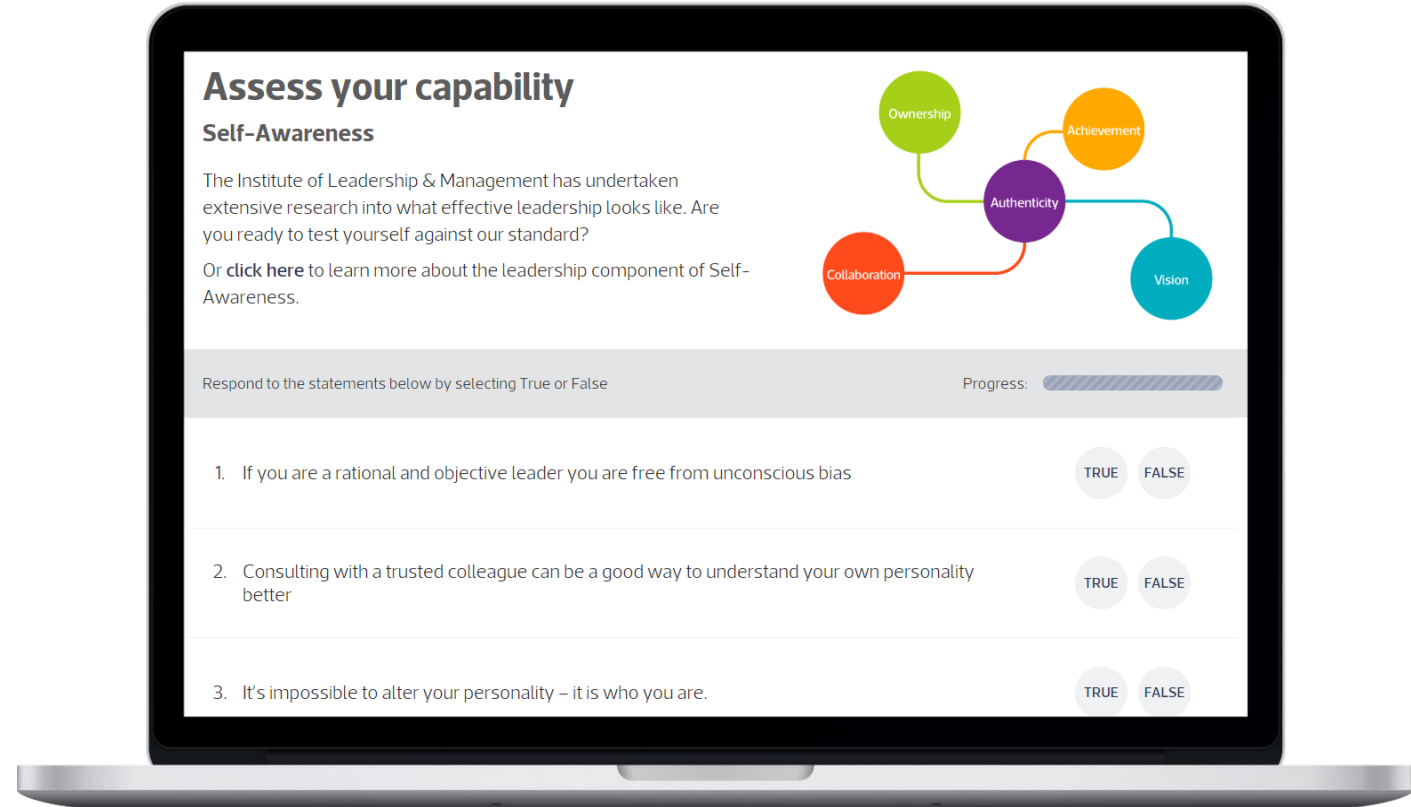
## E-LEARNING TOOL

### LEARNING AND DEVELOPMENT TAILORED TO YOUR PEOPLE

Combining online learning resources with interactive guidance from Institute experts, MyLeadership forms the basis of your leadership development programme.

- Tailored to the needs of individuals at any level
- Fits around each learner's workload, letting them complete the programme at their own pace
- Uses the latest methods to engage learners, and to validate and certify their achievements

[MyLeadership explained \(click to play video\)](#)





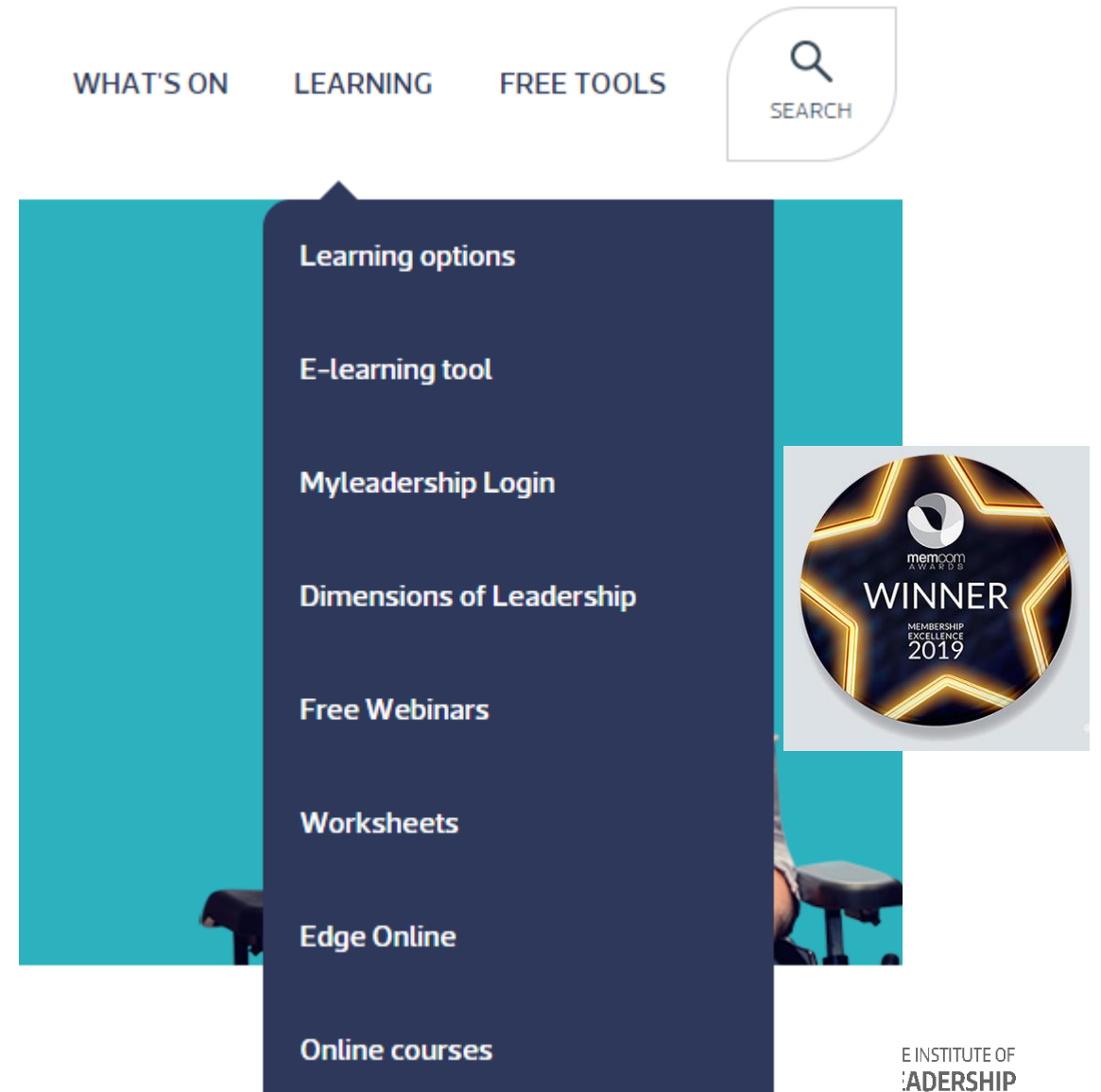
# NAVIGATE TO LEARNING RESOURCES

From the 'Learning' tab access

- The award-winning MyLeadership
- 5 Dimension and 49 components of Leadership
- EDGE Online Journal (all editions)
- Leadership Worksheets

You will also receive:

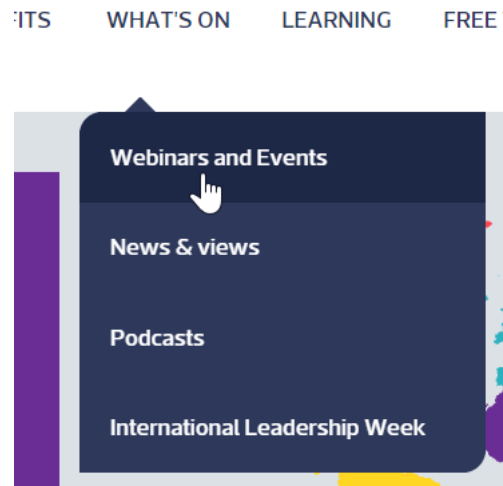
- Regular updates and leadership commentary from our weekly 'Trending' email
- Invitations to upcoming webinars and events



# NAVIGATE TO WEBINARS & EVENTS

From the What's On tab click on Webinars and Events to access upcoming and previous webinars and events

Join our FREE Learn at Lunch, 30-minute leadership webinars which are run most Wednesdays at 12:30-13:00



## Webinars and Events

Our **FREE** Learn at Lunch, **30-minute leadership webinars** are run most **Wednesdays at 12:30-13:00**.

Alternatively, catch up on past leadership webinars OR join us at our dynamic and topical leadership events.

### Upcoming events

### Past events

### Industry events



### Supporting trans and gender non-conforming individuals

27 NOVEMBER 2019

12:30 PM - 1:00 PM



### Let's talk Values: Belfast

11 FEBRUARY 2020

9:00 AM - 12:00 PM



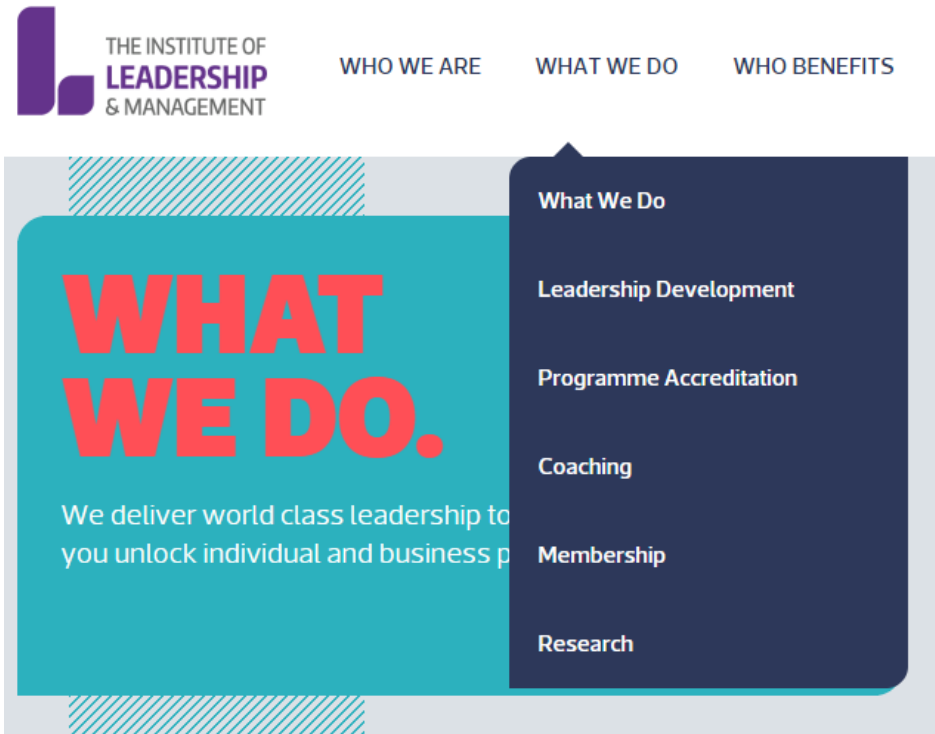
### Let's talk Values: Leeds

11 MARCH 2020 1:00 PM - 4:30 PM

YORKSHIRE


# NAVIGATE TO RESEARCH REPORTS













From the 'What we do' tab click on 'Research' to access current and previous research reports



**Research**

The Institute of Leadership & Management undertakes and commissions research that is designed to inform, influence and impact the practice of leadership, management, coaching and mentoring. Fundamental to our approach is the requirement to identify opportunities to apply research findings i.e. use what we have found out to change practice.



- |   |   |  |  |
|---|---|--|--|
|  <p><b>Drucker Special Report 2019</b><br/>10 NOVEMBER 2019 RESEARCH</p>           |  <p><b>Leaders at play: game-changing leadership from sport to workplace</b><br/>17 OCTOBER 2019</p> |  <p><b>Don't Tell; Coach!</b><br/>19 SEPTEMBER 2019 RESEARCH</p>                    |  <p><b>Trust in Leaders 2018</b><br/>04 JUNE 2019 RESEARCH</p>  |
|  <p><b>New year - is it time for a new job?</b><br/>03 JANUARY 2019</p>            |  <p><b>Drucker Special Report 2018</b><br/>21 NOVEMBER 2018</p>                                      |  <p><b>Building Collaborative Capacity</b><br/>10 OCTOBER 2018</p>                  |  <p><b>Tales of Transition: Reformulating the Challenge</b><br/>30 JUNE 2018</p>                              |
|  <p><b>Banter - Just a bit of fun or crossing the line?</b><br/>06 JUNE 2018</p> |  <p><b>Leadership Redeployed</b><br/>28 MARCH 2018</p>   |  <p><b>Gender Equality - Unlocking Leadership Potential</b><br/>08 MARCH 2018</p> |  <p><b>What does the everyday practice of Achievement in leadership look like?</b><br/>26 FEBRUARY 2018</p> |

# ACTIVATION – 2 ROUTES:

## 1. WE HAVE YOUR EMAIL

1. We send you an email

Activate your studying membership.

Hi Sam Montoya,

Welcome to your 12 months studying membership with The Institute of Leadership & Management.

Simply set your password to activate your account.

Your password should be at least **8 characters and include a capital letter and number.**

By activating your account, you agree to our [Terms & Conditions](#).

Set password

2. Set up a password to activate



3. Explore membership benefits



### MyLeadership Development

Test your capability against the 49 components of leadership. Find out if you meet the standard.

[Go to MyLeadership](#)



### Learning Resources

Check out our Dimensions of Leadership - the core of our leadership thinking - to build your knowledge and guide your learning.

[Find out more](#)



### EDGE Online Journal

Keep up to date on current leadership issues with EDGE online, our leading, quarterly journal. Access all issues.

[Visit EDGE Online](#)

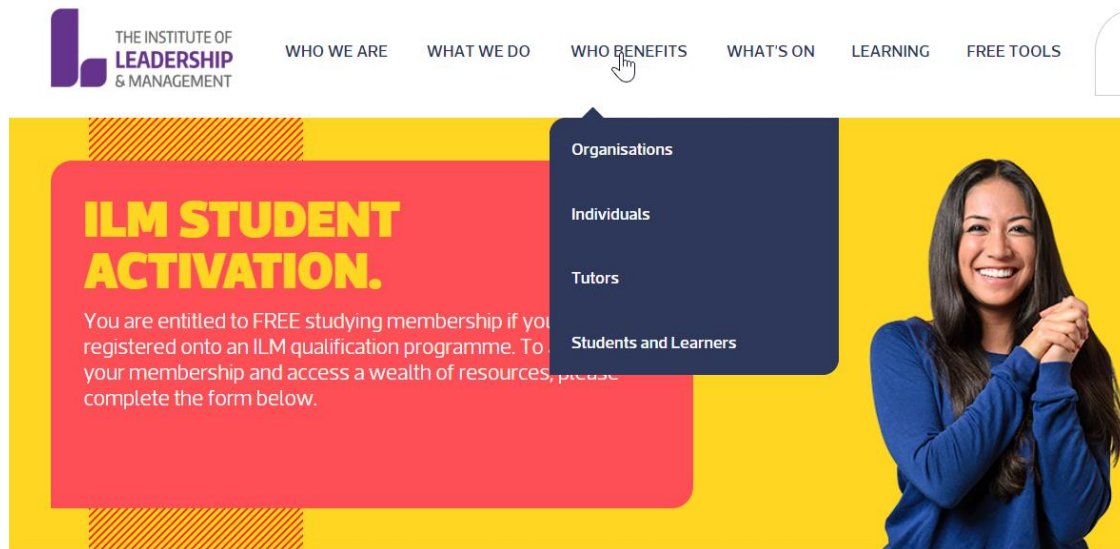
Learn More. Go Further.

# ACTIVATION

## 2. WE DONT HAVE YOUR EMAIL

1. Navigate to Who-benefits/Student- and-Learners

2. Add your enrolment number, surname and email



### Activate your student membership now

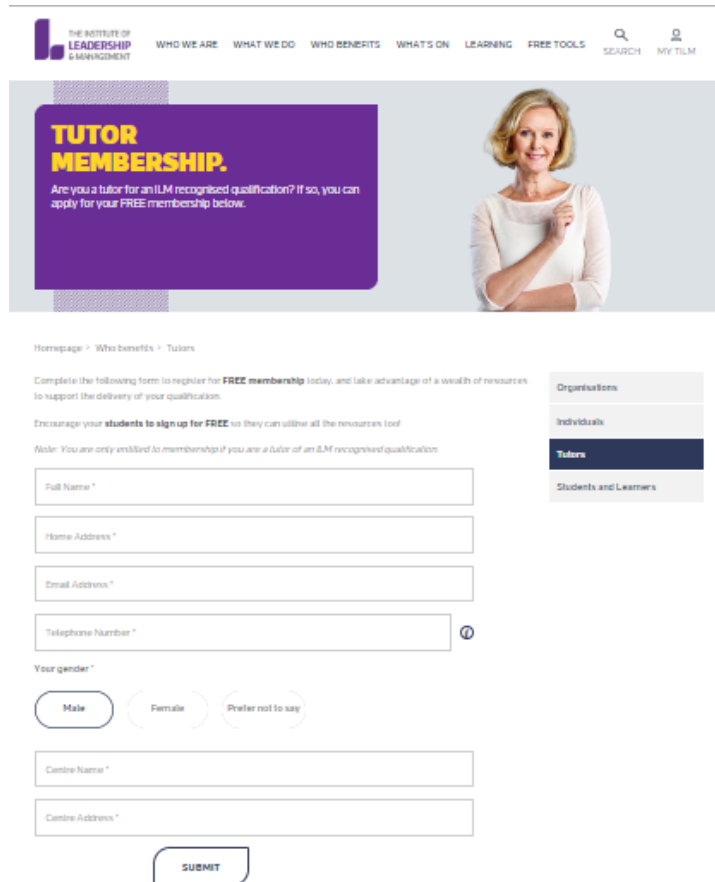
If you **have not received an email** from us, then please complete the form below.

**You're In!**

# TUTOR MEMBERSHIP

1. Complete the online 'Tutor Membership' form



The screenshot shows the 'Tutor Membership' form on the ILM website. The header includes the ILM logo and navigation links: WHO WE ARE, WHAT WE DO, WHO BENEFITS, WHAT'S ON, LEARNING, FREE TOOLS, SEARCH, and MY ILM. The main heading is 'TUTOR MEMBERSHIP.' with a sub-heading: 'Are you a tutor for an ILM recognised qualification? If so, you can apply for your FREE membership below.' A woman's portrait is shown on the right. The form fields include: Full Name \*, Home Address \*, Email Address \*, Telephone Number \*, Your gender \* (Male, Female, Prefer not to say), Centre Name \*, and Centre Address \*. A 'SUBMIT' button is at the bottom.

2. Receive an email, change your password and get access to a wealth of resources



[MEMBERSHIP](#) [WHAT'S ON](#) [NEWS & VIEWS](#) [LEARNING RESOURCES](#)

Your journey starts here.



**Congratulations!**

You're a member of The Institute of Leadership & Management.

You're now part of a 30,000 strong team of leaders and managers, who inspire great leadership, everywhere.

Membership gives you access a wealth of resources to support your learners on their leadership journey and help you deliver a successful programme.

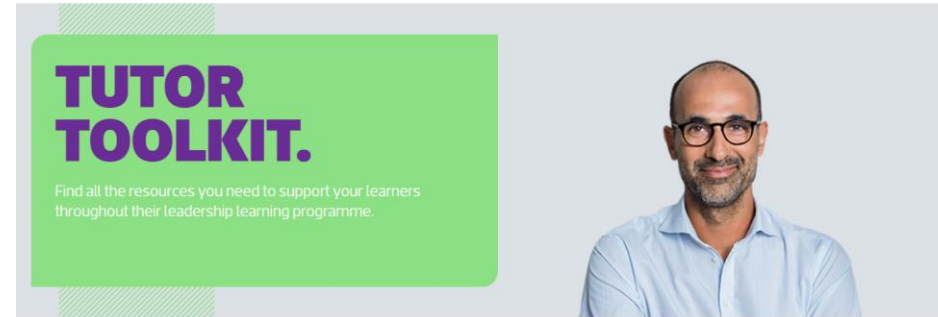
**To get started, create a password**

Set up password

# TUTOR TOOLKIT

Find all the resources you need to support your learners throughout their leadership learning programme.

- Activation postcards
- Member benefit leaflets
- Introduction to MyLeadership
- Resources to support the learner
- Professional membership offer of £100
- Leaflets out about The Institute



Homepage > Member Homepage > Tutor Toolkit



## Free Studying Membership

For a limited period of time all students who sign up to an ILM approved course get free membership to The Institute of Leadership & Management, which will support them through their learning programme and beyond.

This postcard reminds your students to activate their membership, so they can access to our expertly curated resources, our flagship e-learning tool, webinars and events, EDGE Journal and much more!

**Please note:** After the 1st June 2019, free membership will not be available to learners on ILM Endorsed and Developed programmes, so get them to sign up NOW and take advantage of one years free membership.

ORDER POSTCARDS NOW



## Member benefit leaflet

This leaflet provides the benefits of membership, at a glance. Encourage your learners to use the resources, so they excel in their studies and become a better leader.

TAKE A LOOK - PRINT VERSION



## Introduction to MyLeadership

Watch this video with your learners on how to use MyLeadership, our flagship e-learning tool. A superb way to identify their strengths and areas for development.

HOW TO USE MYLEADERSHIP

# TUTOR – ACTIVATION CARDS

Encourage learners to sign up for membership, by handing out activations cards

Provides:

- Benefits of membership including access to MyLeadership, resources, EDGE online, webinars and events
- How to activate
- QR code to watch via video
- Order cards via the Tutor Toolkit





# LOGIN TO YOUR ACCOUNT

Homepage > Member Homepage

## Welcome Sue Ainsley

|   |  |
|---|--|
| MEMBERSHIP NUMBER<br><b>20165713</b>        | MEMBERSHIP TYPE<br><b>Member</b>               |
| COMPANY<br><b>Mrs</b>                       | JOB TITLE<br><b>Digital Marketing Manager</b>  |
| EMAIL<br><b>sue.ainsley@institutelm.com</b> | ADDRESS<br><b>Kenilworth</b>                   |
| TELEPHONE<br><b>07764987480</b>             | SUBSCRIPTION EXPIRY DATE<br><b>31 May 2050</b> |

[UPDATE PROFILE](#)

- My Account
- My Favourites
- Subscriptions
- Upgrade your membership
- Contact us
- EDGE Online
- Action Learning Journal

- Update your details
- Add an address
- Manage your communications
- Access EDGE online
- Upgrade to professional membership

# UPGRADE TO PROFESSIONAL MEMBERSHIP

## Preferential rate for learners

Once the complimentary membership has expired learners are offered 1 year preferential membership for **£100 (normally £150)**

- Benefits to professional membership are:
- Professional recognition with the use of a prestigious **postnominal** designation
- Unlock more MyLeadership features, including 5 **‘in conversation’ certifications** to assess your capabilities
- **Printed edition of EDGE** journal delivered each quarter
- **Digital credentials** to share with your network
- Automatically obtain the appropriate membership grade according to your qualification level
- A series of emails will be sent to learners to encourage them to upgrade, one year after their activation date

## Be recognised. Get your professional membership.

Congratulations for completing your study programme. Now gain further reward and recognition for your hard work...

Join now for the special price of just **£100** — That's full access to support and development for less than **£2** per week.



### Why Join?

Becoming a professional member of The Institute of Leadership & Management means you're recognised as someone who takes leadership seriously. Stay current by accessing the wealth of support outlined below, plus much more.

**MyLeadership** — our flagship learning tool  
With carefully built and curated expert resources

**Prestigious post-nominal letters**  
Confirming your commitment to continuous development

**Join a community of over 30,000 leaders**  
Network with like-minded people at our events

**Our exclusive quarterly journal 'Edge'**  
Keeping you informed of current research and best practice

Join now by emailing  
**membership@institutelm.com**  
or by calling **01543 266886**.  
Quote **STUDENT100** to  
receive membership for the  
special price of just **£100**.

(Usual price £150 and £175 for Fellows)

# Questions & Answers

# Get in touch

- We'd welcome any questions or suggestions on how we can better support you to make the most of the offer and the resources.
- If you don't get chance to ask your questions now or you're watching a recording of this webinar – feel free to contact us at

[CUSTOMER@i-l-m.com](mailto:CUSTOMER@i-l-m.com)

# Thank you

